


User manual

White Noise Machine

Square model



Important: Read the following instructions carefully before use and keep them for future reference.

Important: Lire les instructions suivantes attentivement avec utilisation et les conserver pour les besoins ultérieurs de référence.



 **DERYAN**
BE ADVENTUROUS
& DISCOVER

Company Info

Company address

DERYAN
Marithaime 8
6662 WD Elst
The Netherlands

Telephone

+31 481 351 070

Email

team@deryan.com

Website

www.deryan.com

Index

Product specifications	5
Use of the product	6
Features	8
Usage	9
Warnings EN	10
Waarschuwingen NL	10
Warnungen DE	11
Avertissements FR	11

Product specifications

Item: Q1

Input: DC 5V, 0.5–1.0A

Power: 1W (Max)

Battery Capacity: Polymer battery – 800mAh

Charging Cycles: 500

Operating Time: 50 hours

Charging Time: 1 hour

Product Weight: 100g

Product Color: White

Product Size: 80 × 80 × 33 mm

Place of Origin: Shenzhen, China

Use of the product

This product is equipped with 5 control buttons:

1. Power button (play/pause):

Press briefly to play or pause the audio. Press and hold for approximately 0.5 seconds to turn the device on or off.

2. Timer button

Press to select the desired automatic shut-off time. The timer cycles through preset intervals (15, 30, and 60 minutes) before turning off.

3. Light button

Press to activate or adjust the breathing light function. The light can be used independently of the audio playback and supports guided breathing.

4. Previous sound button (-)

Press briefly to switch to the previous sound. Press and hold to gradually decrease the volume.

5. Next sound button (+)

Press briefly to switch to the next sound or track. Press and hold to gradually increase the volume.

Light Function

The light can be used independently and works even when the device is not powered on.

Power & Playback

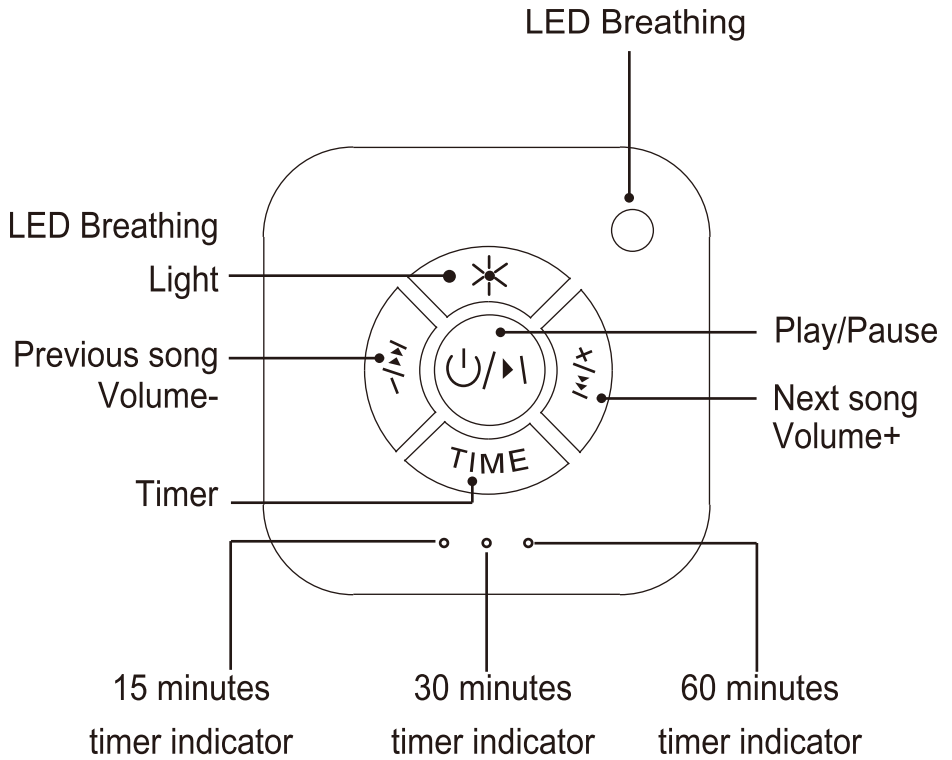
Press and hold the power button for 0.5 seconds to turn the device on. After powering on, music will start playing automatically.

Short press: play/pause

Long press: power on/off

Short press previous/next: change sound

Long press previous/next: adjust volume down/up



Features

The device includes 9 soothing sounds:

- White noise
- Ocean waves
- Crickets
- Rain
- Forest birds
- Flowing stream
- 3 lullabies



Wave sound



Bicker



White Noise



Lullaby 1




Waterfall




Cricket sound



Birdsong



Lullaby 2



Lullaby 3

Memory function

The device remembers the last played sound. When turned on again, it will automatically resume the last selected track.

Breathing light

Press the light button to cycle through six timing modes (from 10 minutes down to 0). The countdown starts at 10 minutes, and the breathing rhythm gradually slows.

- Bright light = inhalation
- Dim light = exhalation

This function supports guided breathing and automatically turns off after 1 hour if no timer is set.

Timer function

Press the “time” button to set the playback duration:

1st press: 15 minutes (Red LED)

2nd press: 30 minutes (Green LED)

3rd press: 60 minutes (Blue LED)

4th press: timer off

Charging status

When connected via USB:

Below 30%: red light flashes

30%–60%: red light steady, green light flashes

60%–100%: red light steady, blue light flashes

100%: all lights on (fully charged)

Disconnect the USB cable once fully charged.

Safety note

For safety reasons, do not operate the device while it is charging.

Usage

Ideal for sleeping, napping, relaxing, meditating, studying, or working.

WARNINGS

- Do not use the device while charging.
- Do not expose the product to water, moisture, or extreme temperatures.
- Keep the device out of reach of children without supervision.
- Do not disassemble, modify, or repair the product yourself.
- Use only the supplied or recommended charging cable.
- Do not use the device if it is damaged.
- Disconnect the device from power once fully charged.
- Avoid dropping or applying strong pressure to the device.

WAARSCHUWINGEN

- Gebruik het apparaat niet tijdens het opladen.
- Stel het product niet bloot aan water, vocht of extreme temperaturen.
- Houd het apparaat buiten bereik van kinderen zonder toezicht.
- Demonteer, wijzig of repareer het product niet zelf.
- Gebruik uitsluitend de meegeleverde of aanbevolen oplaadkabel.
- Gebruik het apparaat niet als het beschadigd is.
- Koppel het apparaat los van de stroom zodra het volledig is opgeladen.
- Laat het apparaat niet vallen en vermijd harde schokken.

WARNUNGS

- Verwenden Sie das Gerät nicht während des Ladevorgangs.
- Setzen Sie das Produkt keinem Wasser, keiner Feuchtigkeit oder extremen Temperaturen aus.
- Halten Sie das Gerät außerhalb der Reichweite von Kindern ohne Aufsicht.
- Zerlegen, verändern oder reparieren Sie das Produkt nicht selbst.
- Verwenden Sie nur das mitgelieferte oder empfohlene Ladekabel.
- Verwenden Sie das Gerät nicht, wenn es beschädigt ist.
- Trennen Sie das Gerät vom Strom, sobald es vollständig aufgeladen ist.
- Lassen Sie das Gerät nicht fallen und vermeiden Sie starke Stöße.

AVERTISSEMENTS

- N'utilisez pas l'appareil pendant la charge.
- N'exposez pas le produit à l'eau, à l'humidité ou à des températures extrêmes.
- Gardez l'appareil hors de portée des enfants sans surveillance.
- Ne démontez pas, ne modifiez pas et ne réparez pas le produit vous-même.
- Utilisez uniquement le câble de charge fourni ou recommandé.
- N'utilisez pas l'appareil s'il est endommagé.
- Débranchez l'appareil une fois qu'il est complètement chargé.
- Évitez de faire tomber l'appareil ou de lui appliquer une forte pression.

